

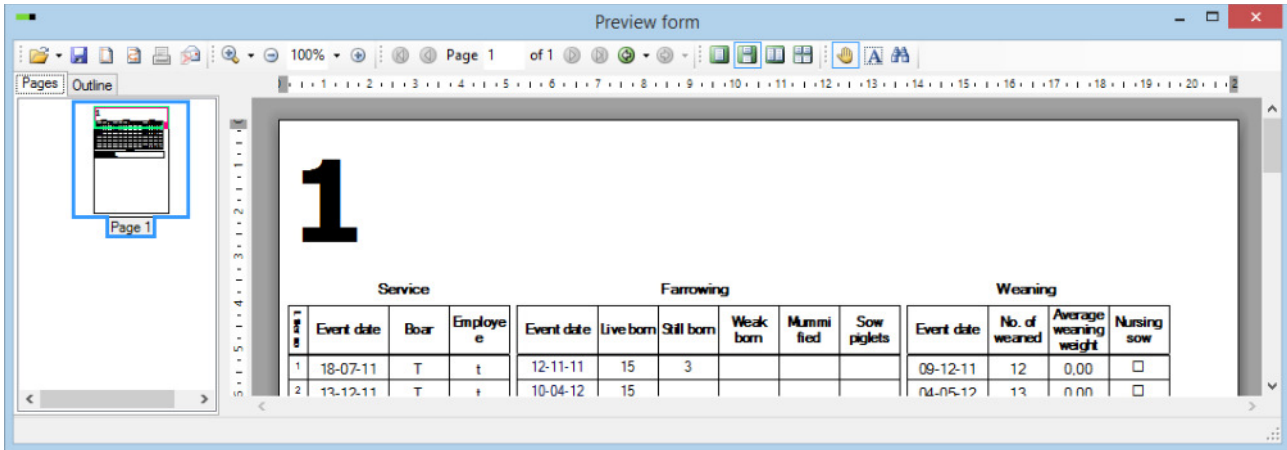





Printout window


When you want to print from the program you must first select the layout used on the printout. This is done via the drop-down box at the top of the window  or the icon . If there isn't a drop-down box or an icon it is not possible to print from the current window. You select a layout by clicking on it in the layout drop-down box which will open the printout window:

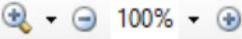


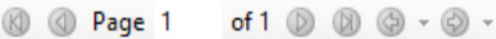
 Save e.g. sow cards as C1-files


 Select paper size, printer, normal or landscape, and the size of the margins


 Print the document


 Send the document via mail


 100% Zoom in on and out of the document

 Page 1 of 1 If there are multiple pages you can use these buttons to switch between them

 If there are multiple pages you can select how many you want to view at a time

 Drag around the printout

 Select text in the printout

 Search for a word in the printout